



# Centre for Primary Health Care and Equity

*Year in Review*

*Mark Harris*

*Executive Director*

# Vision

Better, fairer health and health care in the community *through research, evaluation and development that strengthens primary health care and addresses health inequities.*

# Dynamic environment

- University

Research excellence  
Thematic approach  
Multidisciplinary

- LHDs & PHNs

Focus on integration  
Urban development  
Priority populations and needs

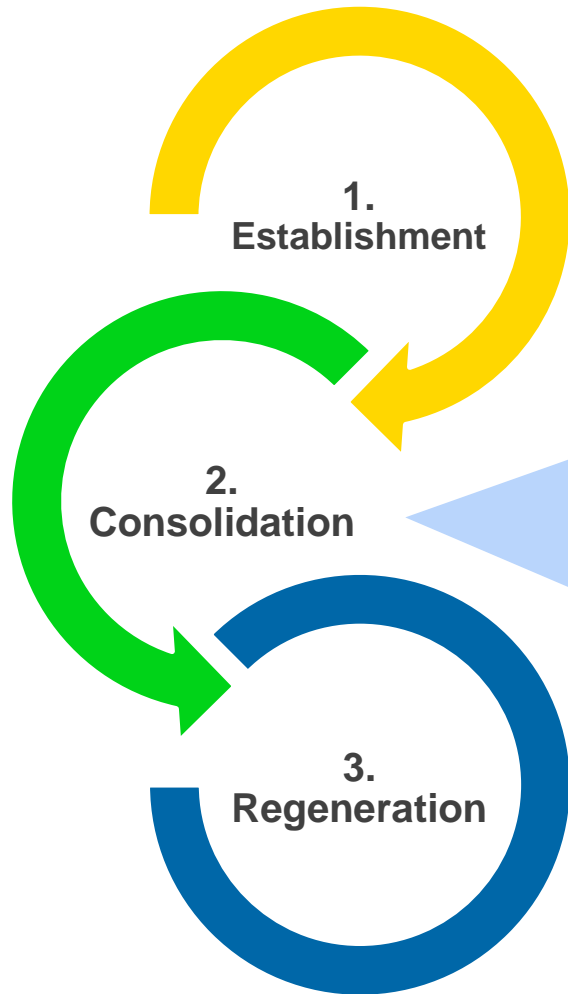
- State

New models of care  
Systems and scaling up  
Focus on prevention

- National

PHC data  
Health care homes  
My Health Record  
Medicare review

# Consolidation development



- Establishment of Hubs
- Platforms for long term research
- Local, state, national and international partnerships

# Research Hubs



SW Sydney: **CHETRE** was established over 15 years ago and is part of the Division of Population Health in SWSLHD. Strengths include Aboriginal child health, health impact assessment, disadvantaged communities.

Sydney: **HERDU** established in 2014. Major work includes Can-Get-Health (with SLHD & IWSML ), Equity focused Health Impact Assessment, Bilingual Community Workers.



SE Sydney: **SEaRCH** established in 2014. Major work includes integrated care, oral health and patient activation.

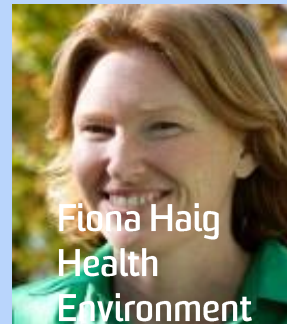
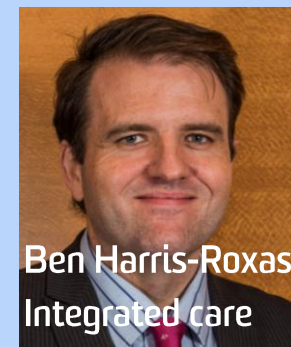

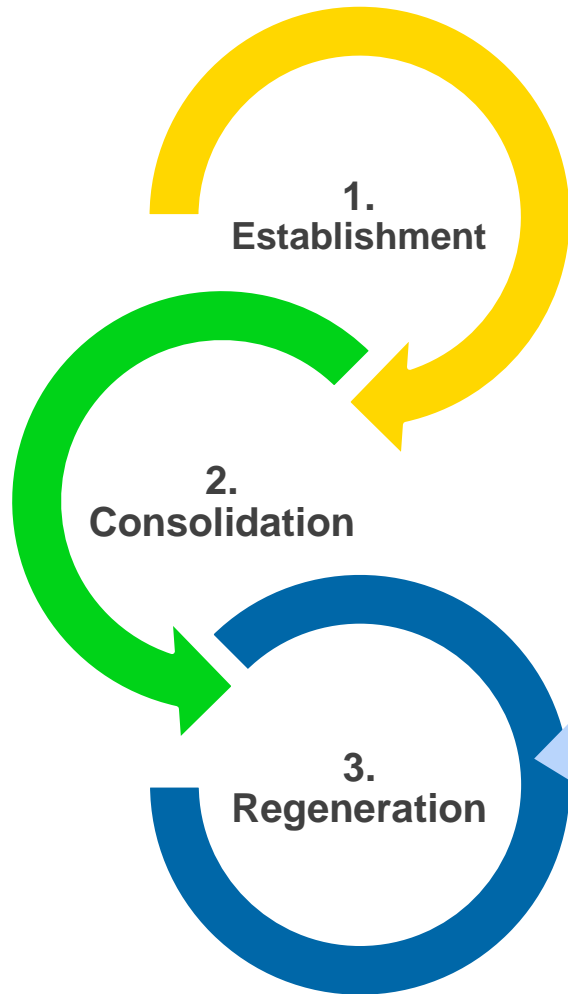
SW Sydney: **APICU** established 2018. Major focus on primary care for vulnerable patients including patients with severe mental illness.

# Research Platforms

- Central and Eastern Sydney Cohort (of 45 and Up study)
- CAN-Get-Health in Canterbury
- Health Impact Assessment Unit
- Electronic Practice-Based Research Network
- Urban Health Observatory



# Regeneration of leadership



# New research programs

- Community Health Workers as Health Navigators
- Preventive and physical care for patients with Severe Mental Illness
- Health care for socially isolated patients
- Organisational health literacy
- Healthy Airports
- Aboriginal health data governance





# What are we doing to contribute to **stronger** primary health care?

- New roles for Practice Nurses and Community Health Workers
- Improve implementation of preventive care including management of overweight and obesity in children and adults
- Shared and integrated information system
- Innovative use of m- and e-health in preventive care

# What are we doing to make health care fairer?

- Access to PHC for vulnerable populations including refugees, people with severe mental illness
- Cultural and language appropriate health care including use of interpreters.
- Co-design with CALD communities to improve access
- Building community and organisational health literacy
- Addressing the social determinants of health in urban environment

# The future



informed & empowerment guide  
informed decisions informed choice  
research proudly understanding required  
knowing decisions use understand manipulate  
making make status health information global  
literacy decision reinforced words:  
theory related informed equity people work  
centred reflection? questions feeling  
access empowerment person  
effective gurus issues power to participate  
communication